

Silicon Hose Coupler	Part No.
E. 2.5" id x 2.75" L	060-25027
F. 2.75" id x 2" L Kaw/Yam Headpipe	060-27520
G. 5" id x 3" L (Sea Doo 785)	060-05003
H. 5" id x 5" L	060-05005
I. 4.25" id x 2.5" L (Super Jet Dry Pipe)	060-41425



REPLACEMENT EXHAUST HOSE FOR YAMAHA

Yamaha	OEM No.	Part No.
701 Wave Venture 95-96	63N-14752-30	011-500



T-BOLT CLAMPS

T-BOLT Clamps supply the maximum clamping pressure and are superior to the standard hose clamps used in most watercraft applications. Stainless steel with a nylux nut.

Size	Clamp Width	Part No.
3"	3/4" 19mm	64-0080
3-1/4"	3/4" 19mm	64-0081
4-1/2"	3/4" 19mm	64-0082
5"	3/4" 19mm	64-0084
5-1/4"	3/4" 19mm	64-0085
5-1/2"	3/4" 19mm	64-0086

R&D EXHAUST SYSTEM REPLACEMENT PARTS




J. Super Jet Pipe O-Ring Set (2)	080-70101
K. Lord Mount	080-70102



EXHAUST BUSHINGS FOR SEA DOO

Sea Doo	OEM No.	Part No.
L. Exhaust Bushings. Sold in pairs	293-830-031	011-515
M. Exhaust Bushing	274-000-114	011-516



Kit #1



Kit #2

HEADPIPE SCREW KIT FOR FACTORY PIPE

This kit is designed to replace the water adjustment set screws supplied with Factory Pipe products exhaust systems utilizing their tunable headpipe. The Stainless Steel set screws are machined to the same dimensions as the screws available from FFP. This kit will directly replace all three #10-32 set screws in the headpipe. This kit will fit exhaust systems: Yamaha B Pipe for Super Jets and Blasters, Kawasaki 750SX, 650SX, and X2.

Description	Part No.
Headpipe Screw Kit	JPE-Kit#1
Headpipe Screw Repair Kit	JPE-Kit#2



REPLACEMENT EXHAUST COUPLER FOR KAWASAKI

Kawasaki	OEM No.	Part No.
N. 650SX (89-93), X2 (91-95)	92059-3767	011-508
O. 650SX (89-93), X2 (91-95)	92059-3706	011-509
P. 650TS (91-96), 750XI (98) 750SS (92-97), 750 SXI (93-97)	92190-3712	011-510
Q. 650TS (91-96)	92093-3732	011-511

FUEL SYSTEMS	EXHAUST
ENGINE/GASKETS	DRIVE LINE HANDLING
ELECTRICAL	ELECTRICAL
WATERLINE /BILGE	WATERLINE /BILGE
STEERING & CONTROLS	STEERING & CONTROLS
BODY	BODY
ACCESSORIES	ACCESSORIES
SERVICE TOOLS /HARDWARE	SERVICE TOOLS /HARDWARE
CHEMICAL	CHEMICAL
FREESTYLE & 800SXR	FREESTYLE & 800SXR
FOUR STROKE	FOUR STROKE

FACTORY PIPE GENUINE REPLACEMENT PARTS



ID	LENGTH	PART NO.
1-3/4"	5"	COMHOS0074
2"	2-1/2"	COMHOS0080
2-1/2"	2-3/4"	COMHOS0085
3-1/2"	2-1/16"	COMHOS0090
3"	2-1/2"	COMHOS0091
2-1/4"	2"	COMHOS0092
3-1/2"	2-3/16"	COMHOS0093
2-1/2"	2-1/2"	COMHOS0094
4"	1-15/16"	COMHOS0101
4"	2-1/16"	COMHOS0100
5"	1-15/16"	COMHOS0111
5"	2-3/8"	COMHOS0110
5-1/2"	3"	COMHOS0150
3-3/4"	2"	COMHOS0701





MOD Blaster	COMHOS0130
96 701SJ LTD	COMHOS0135



5-1/2"	#600 COMCLP0080
5"	#88 COMCLP0030
4"	COMCLP0050
3-1/2" (High Torque)	#400 COMCLP0045
2"	#32 COMCLP0020
2" (High Torque)	#250 COMCLP0021

TYPE	COUPLER	CLAMP	MOUNT
SEA DOO			
580 SP 94-LATER	COMHOS0110 (5")	COMCLP0030	COMMNT0050
650 XP 93 & 95/96 SPX	COMHOS0110 (5")	COMCLP0030	COMMNT0050
650 GTX 94/95 & 96 580 GTS	COMHOS0110 (5")	COMCLP0030	COMMNT0050
650 & 720 XP 94/95	COMHOS0110 (5")	COMCLP0030	COMMNT0050
720 HX	COMHOS0110 (5")	COMCLP0030	COMMNT0050
720 GTI	COMHOS0110 (5")	COMCLP0030	COMMNT0050
785 XP/GSX/GTX SPEC I 95/96	COMHOS0150 (5.5")	COMCLP0080	
785 XP/GSX/GTX SPED II 95/96	COMHOS0150 (5.5")	COMCLP0080	
785 GSX/GTX/SPX SPEC I 97	COMHOS0150 (5.5")	COMCLP0080	
785 GSX/GTX/SPX SPEC II 97	COMHOS0150 (5.5")	COMCLP0080	
785 XP ONLY SPEC I 1997	COMHOS0150 (5.5")	COMCLP0080	
785 XP ONLY SPEC II 1997	COMHOS0150 (5.5")	COMCLP0080	
951XP / RX	COMHOS0701 (3.75")	—	COMMNT0052/54
YAMAHA			
650 SUPER JET	COMHOS0100 (4")	COMCLP0050	
650 WAVERUNNER III	COMHOS0100 (4")	COMCLP0050	
	COMHOS0085 (2.5")	—	
701 SUPER JET LIMITED 96-UP	COMHOS0100 (4")	COMCLP0050	
	COMHOS0135	—	
701 SUPER JET LIMITED	COMHOS0100 (4")	COMCLP0050	
701 SUPER JET MOD	COMHOS0100 (4")	COMCLP0050	
701 SUPER JET LTD/SS DRY PIPE	COMHOS0093 (3.5")	COMCLP0045	COMMNT0050/52
701 SUPER JET TYPE 8 DRY PIPE	COMHOS0093 (3.5")	COMCLP0045	COMMNT0052
701 SUPER JET TYPE 9 DRY PIPE	COMHOS0093 (3.5")	COMCLP0045	COMMNT0052
	COMHOS0080 (2.5")	COMCLP0021	
	COMHOS0092 (2.25")		
701 FX1	COMHOS0100 (4")	COMCLP0050	
701 WAVERUNNER III	COMHOS0100 (4")	COMCLP0050	
	COMHOS0080 (2")	COMCLP0020	
701 WAVEBLASTER LIMITED	COMHOS0100 (4")	COMCLP0050	COMMNT0050
	COMHOS0080 (2")	COMCLP0020	COMMNT0030
701 WAVEBLASTER MOD	COMHOS0100 (4")	COMCLP0050	COMMNT0030
	COMHOS0130	COMCLP0020	COMMNT0040
701 WAVERAIDER	COMHOS0100 (4")	COMCLP0050	COMMNT0030
	COMHOS0080 (2")	COMCLP0020	COMMNT0040
760 GP/WAVEBLASTER II	COMHOS0090 (3.5")	COMCLP0040	COMMNT0030
800 GP TWIN	COMHOS0111 (5")	COMCLP0030	COMMNT0050/52
1200 GP TRIPLE	COMHOS0101 (4")	COMCLP0050	COMMNT0050/30
	COMHOS0111 (5")	COMCLP0030	COMMNT0052
1200 XL LTD/GP1200R TRIPLE			COMMNT0050/30
			COMMNT0052
KAWASAKI			
550 LIMITED 86/90	COMHOS0074 (1.75")	—	COMMNT0040
	COMHOS0100 (4")	COMCLP0050	
550 LIMITED 91/96	COMHOS0074 (1.75")	—	COMMNT0040
	COMHOS0100 (4")	COMCLP0050	
650 SX/X2 LIMITED	COMHOS0100 (4")	COMCLP0050	
650 SX/X2 MOD	COMHOS0100 (4")	COMCLP0050	
750 SS/XI	COMHOS0090 (3.5")	COMCLP0040	COMMNT0060
		COMCLP0020	
750 XIR	COMHOS0080 (2")	COMCLP0020	COMMNT0040
	COMHOS0100 (4")	COMCLP0050	
750 SX/SXI LIMITED	COMHOS0080 (2")	COMCLP0020	COMMNT0040
	COMHOS0100 (4")	COMCLP0050	
750 SX/SXI MOD	COMHOS0080 (2")	COMCLP0020	COMMNT0040
	COMHOS0100 (4")	COMCLP0050	
750 SXI DRY PIPE	COMHOS0701 (3.75")	—	COMMNT0052
800SXR DRY PIPE	COMHOS0701 (3.75")		COMMNT0052
	COMHOS0094 (2.5")		
800SXR WET PIPE	COMHOS0100 (4")	COMCLP0050	
1200 ULTRA/STX-R DRY PIPE	COMHOS0091 (3")	COMCLP0021	COMMNT0052
			COMMNT0030
POLARIS			
1050 SLTX TRIPLE	COMHOS0101 (4")	COMCLP0050	COMMNT0050/52

For information on parts of Factory pipe,
visit www.factorypipe.com
► Products ► Technical ► Instructions



FACTORY PIPE REPLACEMENT GASKETS AND O-RINGS

A. Blstr LTD/SeaDoo #168	COMMNT0050
B. K750SX/Blstr/Rdr #123	COMMNT0040
C. Blstr/Rdr #177	COMMNT0030
SJ Dry GP1200, 800SXR	COMMNT0052
SD951	COMMNT0054

U. 14" Silicon Ring Chamber	(SD 580/650/720)	COMGAS0005
V. 13" Silicon Ring Headpipe	(SD 580/650/720)	COMGAS0006
W. Manifold/Headpipe Gasket	(SD 580/650/720)	COMGAS0070
Headpipe/Manifold Gasket	SD785 Spec II	COMGAS0120
Y. Headpipe/Manifold Gasket	SD785 Spec I	COMGAS0110
246 Viton O-Ring	GP800	COMGAS0170
337 Buna O-Ring	Super Jet Dry	COMGAS0235

FACTORY PIPE O-RING APPLICATION CHART

TYPE	O-RING NUMBER	O-RING DESCRIPTION	QTY
SEA DOO			
580/650/720 ALL MODELS	COMGAS0005	14" SILICON RING	1
	COMGAS0006	13" SILICON RING	1
951 XP/XPL	COMGAS0235	337 BUNA O-RING (M)	2
	COMGAS0330	341 BUNA O-RING (L)	2
	COMGAS0340	344 BUNA O-RING (S)	2
YAMAHA			
701 SUPERJET DRY Type 4,8,9	COMGAS0235	337 BUNA O-RING	1
760 GP / WAVEBLASTER II	COMGAS0100	333 BUNA O-RING	2
800 GP TWIN	COMGAS0180	329 VITON O-RING	6
	COMGAS0170	246 VITON O-RING	1
1200 GP TRIPLE	COMGAS0180	329 VITON O-RING	9
	COMGAS0160	238 VITON O-RING	2
	COMGAS0170	246 VITON O-RING	1
1200XL LTD / GP1200R TRIPLE	COMGAS0180	329 VITON O-RING	9
	COMGAS0150	7.5" GRAPHITE/KEVLAR	3
KAWASAKI			
750SX DRY PIPE	COMGAS0235	337 BUNA O-RING (M)	1
800SXR DRY PIPE	COMGAS0330	341 BUNA O-RING (L)	1
	COMGAS0340	344 BUNA O-RING (S)	1
POLARIS			
1050 SLXH TRIPLE	COMGAS0180	329 VITON O-RING	9
1050 SLTX TRIPLE	COMGAS0180	329 VITON O-RING	9
MISCELLANEOUS			
ECWI FILTER BLOCK ASSY.	COMGAS0130	AS568A DASH#122	1



Factory Pipe	Part No.
D. 1/8X1/4" Spray Nozzle (Head Pipe)	COMFTG0015
E. 1/8X3/8" Spray Nozzle (ECWI)	COMFTG0025
F. #10-32 Water Screw S/S	COMFAS0013
G. #10-32 Nuts S/S	COMFAS0014
H. 10mmX1.25X40 Bolt	COMFAS0050
I. 10mmX1.25X50 Bolt	COMFAS0060
J. 10mmX1.5X30 Bolt S/S	COMFAS0260
K. 3/8"-16 S/S Nut	COMFAS0095



EXHAUST SILICON COUPLER 36" LENGTH



36" = 91.44cm

Inside Diameter	36" Length
1-3/4"	52-9004
2"	52-9005
2-1/4"	52-9008
2-1/2"	52-9010
3"	52-9006
3-1/2"	52-9015
4"	52-9011
4-1/2"	52-9012
5"	52-9014
5-1/2"	52-9017
6"	52-9018

Factory Pipe	Part No.
L. SJ Type 9 Stinger Reducer 33mm	COMRED0003
M. SJ Type 9 Stinger Reducer 25mm	COMRED0004
N. SJ Type 9 Head Bracket	COMBRK0223
O. KAW 800SXR Dry Pipe Head Bracket	COMBRK0228
P. Fiber Insulating Washer	COMFAS0200
Q. Kaw 800SXR Inline Filter	COMFTG0036
R. Kaw 800SXR Wet Pipe Air Temp. Bypass Connector	COMIGN0016

FUEL SYSTEMS
ENGINE/GASKETS
EXHAUST
DRIVE LINE HANDLING
ELECTRICAL
WATERLINE /BLGE
& CONTROLS
STEERING
BODY
ACCESSORIES
SERVICE TOOLS
/HARDWARE
CHEMICAL
FREESTYLE & 800SXR
FOUR STROKE



FUEL SYSTEMS

ENGINE/GASKETS

EXHAUST

DRIVE LINE HANDLING

ELECTRICAL

WATERLINE /BILGE

STEERING & CONTROLS

BODY

ACCESSORIES

SERVICE TOOLS /HARDWARE

CHEMICAL

FREESTYLE & 800SXR

FOUR STROKE

TDR WATER BOX

Compact, strong, quiet, super power capabilities.

PS = Power Spray



Sea Doo
XP720



Yamaha
GP 1200

Sea Doo	Part No.
XP720/SPX720/GTI720	PS 02-0021PS
XP800 97+	PS 02-0041PS
HX720 95-96	PS 02-0027PS

Yamaha	Part No.
Y1100 Right Water Box*	STD 02-0028B
Elbow Pipe*	02-0026
GP1200R 99-01	STD 02-0067PS

*Can replace both or one box (Left)+Elbow

Polaris	Part No.
SL900/1050/SLT-X1100	PS 02-0033PS

BLOWSION



BLOWSION FREESTYLE DUAL EXHAUST KIT

Unload that exhaust during tail stands! Kit includes all necessary hoses, clamps, exhaust splitter, aluminum outlet and detailed installation instructions. Our kits are ultra sano and feature a show quality polished outlet and pre bent hoses. Do not settle for cobbled together "universal" hoses and outlets. Absolutely necessary for the stand up purist.

Description	Part No.
Yamaha SuperJet 96+	YASJAC145
Kawasaki 800 SXR	KASRAC147



BLOWSION FREESTYLE YAMAHA EXHAUST AND SIDE EXHAUST OUTLET

Description	Part No.
A. Yamaha Exhaust Splitter only	AWACC149
B. Yamaha Side Exhaust outlet	AWACC150



R&D KAWASAKI 800 SXR EXHAUST POWER SLEEVE

The new R&D billet aluminum Exhaust power Sleeve is designed to insert into the stinger of the stock exhaust to reduce the stinger size thereby increasing back pressure. This is a simple installation that will increase top speed and add 100 RPM.

Kawasaki	Part No.
800 SXR Exhaust Power Sleeve	331-80000



SEA DOO 951 EXHAUST END STINGER

Simple exhaust end modification provides power gain.

Sea Doo	Part No.
SD951 Exhaust End Stinger	52-3089



RIVA RXP / RXT REAR EXHAUST KIT

Allows removal of restrictive sound suppression system improving engine performance by reducing back pressure and restriction.

Sea Doo	Part No.
RXP/RXT Rear Exhaust Kit	RS15050



RIVA STX-F FREE FLOW EXHAUST KIT

Replaces restrictive baffling system reducing back pressure. Utilizes stock exhaust outlet and includes RIVA Billet Exhaust Tip.

Kawasaki	Part No.
STX-12F/15F Free Flow Exhaust Kit	RK16085



RY1619-1

RY1620

RY1613

RY1625

RS16050

RS16055

RIVA FREE FLOW EXHAUST KITS



Replaces the restrictive sound suppression system on GPR and XLT models. Provides reduced back-pressure that improves engine's performance and reduces harmful detonation. Easy installation with noticeable results. IJSBA Superstock legal.

Yamaha	Part No.
Free-Flow Exhaust Kit, XL800/1200	RY1619-1
Free-Flow Exhaust Kit, GP800R/1200R	RY1620
Free-Flow Exhaust Kit GP1300R	RY1613
Free-Flow Exhaust Kit FX (All Models)	RY1625


Sea Doo	Part No.
Free-Flow Exhaust Kit '04 GTX-SC/RXP	RS16050
Free-Flow Exhaust Kit '03 GTX-SC	RS16055



R&D SOUND SUPPRESSION REMOVAL TUBE

R&D is now producing the new Sound Suppression Removal Tube for the GPR. This modification allows the exhaust to free flow out of the water box adding bottom end punch and overall performance. Replacing of the stock plastic sound box with the R&D Sound Tube will eliminate potential melting failures in limited and superstock modified applications. Easily installs, no cutting of hoses necessary.

Description	Part No.
GP1200R/1300R Sound Suppression Removal Tube	332-12001



6 springs
per kit

RIVA HEAVY-DUTY EXHAUST SPRING KIT

Our Heavy-Duty Exhaust Spring Kits for Factory Pie twin & triple exhaust systems hold pipes tightly into exhaust manifolds, reducing movement that robs horsepower and wears o-rings and o-rings cord. Kit includes 6 springs.

Description	Part No.
HD Spring Kit for Triple/Twin Exhaust	RY15-HD-SPRING

FUEL SYSTEMS	ENGINE/GASKETS	EXHAUST	DRIVE LINE HANDLING	ELECTRICAL	WATERLINE /BILGE	STEERING & CONTROLS	BODY	ACCESSORIES	SERVICE TOOLS /HARDWARE	CHEMICAL	FREESTYLE & 800SX/R	FOUR STROKE
--------------	----------------	---------	---------------------	------------	------------------	---------------------	------	-------------	-------------------------	----------	---------------------	-------------

PROGRAMMABLE PULSE WIDTH MODULATED WATER INJECTION

Stock and performance exhaust systems are designed for maximum power at a specific rpm. It's not really something you can change during a race, and we know that compromises power at other rpm. Racers don't like to compromise, so MSD offers a new Programmable Water Injection system so you can tune your exhaust to match any rpm!

By injecting water into the exhaust chamber at lower rpm, the density of the exhaust pulse is increased, which slows it down. This has the same effect as lengthening the chamber to increase low to mid-range torque and power! The Programmable Water Injection system uses MSD's Pro-Data+ Windows based software so you can easily program how much water and at what RPM it gets injected into the pipe. The programming features allow you to inject water from 0 to 100 percent anywhere from 500 rpm to 12,000 rpm.

The kit comes complete with spray nozzles, solenoid, heat resistant hose, programmable controller and software.

MSD

POWERSPORTS



Description	Part No.
Programmable Pulse Width Modulated Water Injection	4259-2



SOLENOID

The electronic Switch that pulses the water to the spray nozzle.

Part No.	4340
----------	------



WATER FILTER

A clear bowl & removable filter screen allow easy inspection & cleaning. 3/8" Inlet.

Part No.	56-9011
----------	---------



REMOTE MOUNT SPRAY NOZZLE

The brass 1/16" NPT spray nozzle that attaches to an 1/8" hose from the solenoid.

Part No.	4341
----------	------



REMOTE MOUNT SPRAY NOZZLE

The brass 1/8" NPT spray nozzle that mounts to the solenoid.

Part No.	43411
----------	-------



MT-16x2-2

MICRO TOUCH SINGLE OUTPUT WATER CONTROLLER FOR 2-CYLINDER WATERCRAFT

REGULAR UNIT

Features include:

- Adjustable Output for 1 Water Injection Solenoid — 16 **ON** Settings from 1,500 to 3,000 RPM; 16 **OFF** settings from 5,750 to 7,250 RPM.
- Senses Engine RPM from Spark Plug Wire

RACER UNIT

- CNC-Machined Billet Aluminum Case.
- Adjustable Output for 1 Water Injection Solenoid — 16 **ON** and **OFF** Settings Programmed to Customer Specifications.
- Senses Engine RPM from Digital Tach Output on OEM or MSD Ignition.
- Replaceable Microchip for Future Upgrades and Reconfiguration.

Description	Part No.
Regular Single Output Water Controller	MT-16x2-2



MT-DUAL-2

MICRO TOUCH DUAL OUTPUT WATER CONTROLLER FOR 2-CYLINDER WATERCRAFT

For injecting water into **pipe** and **waterbox** (or **stinger**) independently. Improve acceleration. Additional exhaust backpressure can increase top end power without sacrificing bottom end.

Features Include:

- Adjustable Output for 2 Water Injection Solenoid —
 - #1: 4 **ON** Settings from 1,500 to 3,000 RPM;
 - 16 **OFF** settings from 4,000 to 7,000 RPM.
 - #2: 4 **ON** Settings from 5,000 to 7,000 RPM, **OFF** at 10,000.
- Senses Engine RPM from Spark Plug Wire

Description	Part No.
Dual Output Water Controller	MT-DUAL-2

FUEL SYSTEMS
ENGINE/GASKETS
EXHAUST
DRIVE LINE HANDLING
ELECTRICAL
WATERLINE /BILGE
STEERING & CONTROLS
BODY
ACCESSORIES
SERVICE TOOLS /HARDWARE
CHEMICAL
FREESTYLE & 800SX
FOUR STROKE



FUEL TANK BRACKET FOR SJ96+

This bracket attached on Super Jet Fuel Tanks utilizing OEM Fuel Tank Rubber Strap. Bracket holds MSD Water Control system (pre-drilled), Micro Touch Water Injection System and etc.

Yamaha	Part No.
Yamaha Fuel Tank Bracket	115849



JETWORKS

R&D

CATALYTIC CONVERTER REMOVAL PLATE FOR YAMAHA GP1200R/GP1300R,XLL/XLT1200

This plate allows you to remove the catalytic converter easily and fills the gap where the catalytic converter mounts on the OEM exhaust system. Benefits include a cooler running exhaust system and ability to run any kinds of two-stroke oil. The plate features a centrally located outlet designed to give some beneficial back pressure but with much better exhaust gas flow compared to an offset or cutout plate. This gives better response and acceleration throughout the power band.

FOR COMPETITION USE ONLY.


Description	Part No.
JetWorks Catalytic Converter Removal Plate	YE-155P
R&D D-Plate	332-12000



WATER SOLENOIDS

Water fittings not included.

Description	Part No.
Poded Sealed Solenoids (Waterproof)	PSOL-10



RY1513

RIVA POWER CORE EXHAUST INSERT

Riva's new Power Core Exhaust Insert was designed to replace the restrictive catalytic converter on the GP1300R. Tuned cone provides substantial gains in torque and horsepower without sacrificing peak RPM. Lowers operating temperatures under the hood and allows use of regular two-stroke oils. Power Core is precision machined from T6 aircraft quality aluminum.

FOR COMPETITION USE ONLY.

Description	Part No.
Exhaust Insert, Power Core GP1300R	RY1513



RIVA CAT TEMP SENSOR CHIP FOR GPR

RIVA Cat Temp Sensor Chip is a must when removing the OEM catalytic converter on Yamaha 1200 & 1300 Powervalue engines. The circuit is designed to mimic the signal sent to the OEM CDI by the catalytic converter's temperature probe preventing CDI, flutters, warning devices and engine shut downs due to cat removal. Can be used with stock or modified OEM CDI's. Plugs directly into factory wire harness.

Description	Part No.
Cat Temp Sensor Chip	RY115-20
Yamaha 1200/1300 Powervalue (66V/66T)	

FUEL SYSTEMS	ENGINE/GASKETS	EXHAUST	DRIVE LINE HANDLING	ELECTRICAL	WATERLINE /BILGE	STEERING & CONTROLS	BODY	ACCESSORIES	SERVICE TOOLS /HARDWARE	CHEMICAL	FREESTYLE & 800SXR	FOUR STROKE
--------------	----------------	---------	---------------------	------------	------------------	---------------------	------	-------------	-------------------------	----------	--------------------	-------------



JETWORKS FLOW CONTROL VALVE

The Flow Control Valve provides improved throttle response and much quicker starts by drying out your waterbox at low rpm and idle speeds. Tests have shown an average acceleration improvement of 10 feet over a non-equipped model in the first 50 feet. The Flow Control Valve allows unrestricted water flow to the Stinger for better top speed. Yet it controls the amount of water at low speeds for better response. It also allows for an easier tuning of the Carburetors. It does not interfere with normal engine or exhaust pipe cooling and is compatible with all electronic water injection systems. Race Legal for All Classes. Two Models are available. Both are adjustable. The Standard Flow Control Valve is preset at 3.5 p.s.i. and is adjusted by adding the supplied stainless steel shims to increase the spring tension. The Pro-Series is externally adjustable by turning the outer housing by hand. Pressure can be tested with pop off gauge. All PWC w/OEM or aftermarket exhaust systems (except Yamaha's w/OEM exhaust)

Description		Part No.
Standard Flow Control Valve	3/8"	52-3118
Pro Flow Control Valve	3/8"	52-3119
Pro Flow Control Valve	1/4"	52-3122



JETWORKS QUICK DISCONNECT WATER RESTRICTOR

QD-38 comes with 4/3/2mm restrictor inserts used for controlling water flow through exit passes, stinger, head pipes, etc. QD-14 is for use with Mikuni Jets (not included), and allows quick change in small increments of water flow.

Description	Part No.
Quick Disconnect Water Restrictor 3/8"	QD-38
Quick Disconnect Water Restrictor 1/4"	QD-14



RIVA EXHAUST STINGER WATER FILTER/RESTRICTOR

Features fine mesh stainless filter screen that is threaded to accept Mikuni main jet (not included) for water restriction. Allows removal of restrictive filter screen in water distribution manifold of single, twin and triple exhaust systems, providing increased cooling water to motor.

Description	Part No.
Exhaust Stinger Water Filter/Restrictor 3/8"	RY15-SF38



JETWORKS GP1200R/XL1200LTD FLOW CONTROL ADAPTER KIT

Our adapter kit is designed to improve bottom end response and get the craft into high speed quickly and gives more acceleration out of turns.

By allowing the craft to get up on a plane quicker, less time is spent pushing or plowing the craft through the water. This is especially true on the XL models. The quicker you get the craft up and on the water, the quicker the boat will accelerate because you can use or free up the horsepower that is being used up to displace or push aside the water. The water drag - frictional loss of the wetted surface - is reduced and this is when the craft actually starts to really accelerate.

One of the main reasons the GPR and XL are sluggish or experience a lag on acceleration is due to the large amounts of water that enter the water box. This water backs up in the water box to be purged or blown out upon acceleration. The water box can hold a considerable amount of water. This can not be purged or blown out since the hoses and resonators are located at a higher level than the water box. The water must be pushed upwards and through the resonators. Since the water box is fairly large it can hold a good amount of water. It is not until all this water is blown out that the exhaust can be free flowing. During all this time the craft is trying to get on a plane which causes more load on the engine and further lengthens the process.

What we do is to block the water reaching the original spray orifices and use a water pressure sensitive flow control valve to control when water is injected through the OEM stinger outlet. By using this kit, you can reset the RPM when you want the water to start flowing. By setting the RPM point to 3400 RPM, you have eliminated the water flow at idle and in a sense have a dry water box upon acceleration. The craft can now get on a plane quicker and accelerate much much quicker. We don't need water flow below these RPM's mostly because the firing pulsations are too weak and too far apart to create any considerable heat at this location (too far away). This also increases acceleration in the mid-range to upper mid-range and greatly improves acceleration coming out of turns. This is accomplished primarily because we also have completely shut down the water flow through the orifices in the OEM stinger outlet at the moment of deceleration.

(NOTE: This kit is designed to be used on watercraft that have a catalytic converter removed and also using a straight tube in place of the plastic sound suppression resonators.)

There are two kits available:

The 155-SPK kit requires the removal of the cooling system overheat sensor. The 155-SPK-TS kit retains the overheat sensor but requires you to drill and tap the water jacket of the exhaust system and install a calibrated bypass fitting on the craft. This kit comes complete with all the bypass fittings, hoses, tees and clamps.


Yamaha	Part No.
Flow Control Adapter Kit	155-SPK
Flow Control Adapter Kit	155-SPK-TS




R&D BILLET EXHAUST VALVES FOR GPR

The new R&D Billet Exhaust Valves reduce the clearance between the valve and piston. This reduced clearance improves the seal which boosts the valve down compressions ratio delivering greater bottom and mid-range power. Directly replace OEM YPVS valve units.

Yamaha	Part No.
GP800/GP1200R Exhaust Valve Kit (each)	332-12002
Exhaust Valve Arm Only	332-12003
GP1300R Exhaust Valve Kit (each)	332-13000



RK16086



REPLACEMENT EXHAUST VALVE PARTS FOR SEA DOO

Sea Doo	OEM No.	Part No.
C. Exhaust Valve Piston		010-495-15
D. Exhaust Valve Piston	420-854-449	010-495-10
E. Exhaust Valve Bellow	290-260-723	010-495-05



RIVA STX-F BILLET EXHAUST TIP

Replaces plastic exhaust outlet cover. Made from billet aluminum. Anodized to prevent corrosion.

Kawasaki	Part No.
STX-12F/15F	RK16086



BILLET EXHAUST NOZZLE FOR 800SXR

Fits Kawasaki 800SXR only.

Kawasaki	Part No.
Clear	KAALWK537CL
Green	KAALWK537GN
Red	KAALWK537RD
Black	KAALWK537BK



BILLET EXHAUST NOZZLE FOR YAMAHA SJ96+

Yamaha	Part No.
Clear	YAAMAL350CL
Blue	YAAMAL350BL
Red	YAAMAL350RD
Black	YAAMAL350BK



TBM BILLET EXHAUST FLANGE FOR 800SXR

Kawasaki	Part No.
Black	TBM110
Polished	TBM110P

FUEL SYSTEMS	ENGINE/GASKETS	EXHAUST	DRIVE LINE HANDLING	ELECTRICAL	WATERLINE /BILGE	STEERING & CONTROLS	BODY	ACCESSORIES	SERVICE TOOLS /HARDWARE	CHEMICAL	FREESTYLE & 800SXR	FOUR STROKE
--------------	----------------	---------	---------------------	------------	------------------	---------------------	------	-------------	-------------------------	----------	--------------------	-------------